


# EASYINPUT

# HOW DOES IT WORK?

---

VERSION 4.XX

 all for one  
Group



# EASYINPUT – SOLUTION ELEMENTS

## EasyInput Excel Add-in

EasyInput is a MS Excel add-in that allows connecting to SAP within special EasyInput workbooks. EasyInput is only active when it recognizes special EasyInput workbooks (then additional EasyInput ribbon menu appears)

## EasyInput Examples

EasyInput contains several example EasyInput workbooks that can be used directly or adjusted to user's SAP system

## EasyInput Template

EasyInput installs personal template EasyInput\_EmptyTemplate.xlsx that can be used to create new EasyInput workbooks

## User's EasyInput Workbooks

## User's EasyInput Workbooks

## User's EasyInput Workbooks

The end user can create its own EasyInput workbooks that integrate Excel and SAP either on the basis of EasyInput Template or via adjusting EasyInput Examples

# EASYINPUT – INSTALLATION PACKAGE




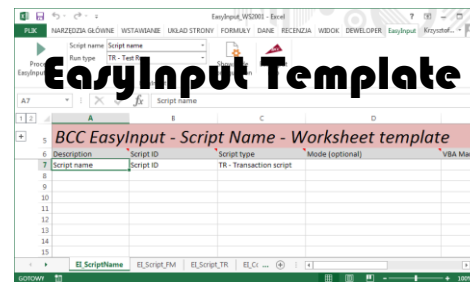
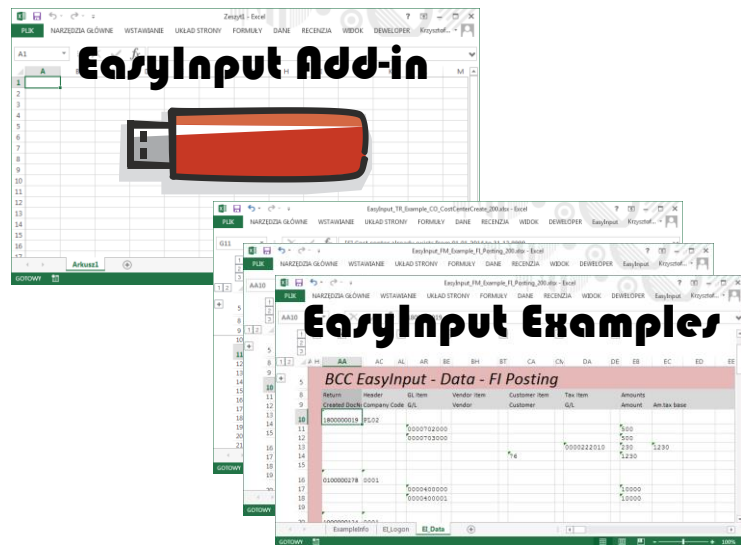
## EASYINPUT INSTALLATION FILES CONTAIN:

EasyInput MS Excel Add-in

EasyInput MS Excel Template (that will be put during installation to personal templates directory, so that the user could access it later when creating new EasyInput workbook)

EasyInput Example Workbooks (that can be either used directly or after adjustments to the user's SAP system or can be used as a tutorial how one can create EasyInput workbooks)

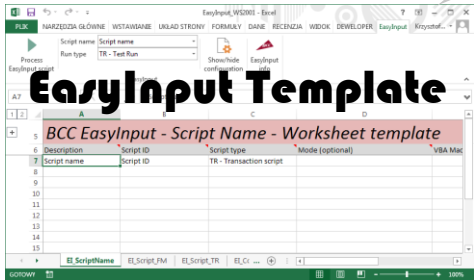
EasyInput SAP system transport (optional, for full version only; facilitates connection between SAP and Excel)



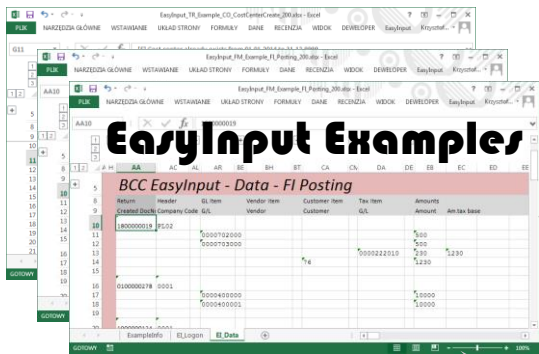
# WORKING WITH EASYINPUT



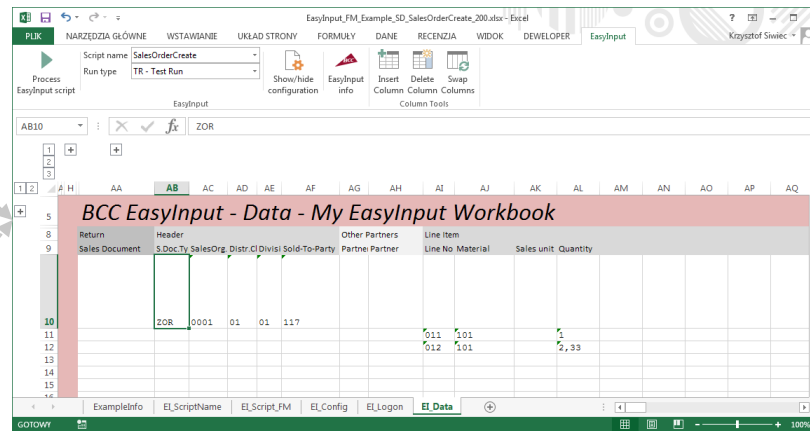
Used as a base for a new EasyInput workbook



or



Can be used as example or adjusted to create one's own EasyInput workbook



SAP - Excel Integration  
(Data upload/ download)



EasyInput workbook is the main tool that can be used for data migration, mass transaction execution, or data importing

# WORKING WITH EASYINPUT



IT Specialist

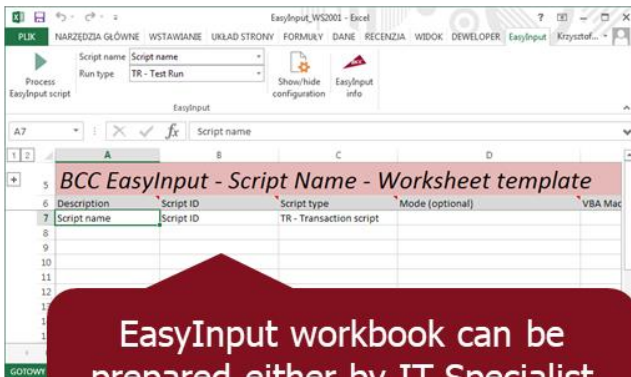


Business Users



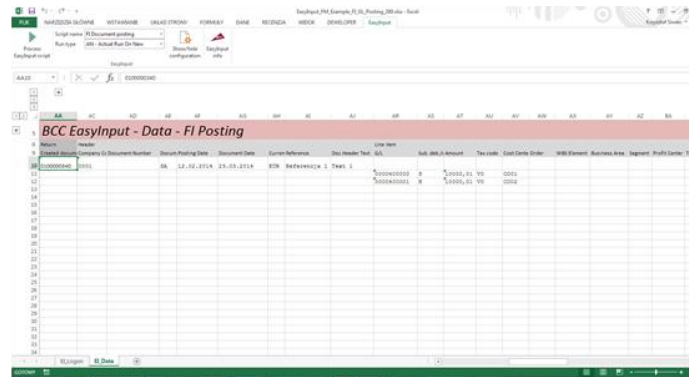
Once prepared the EasyInput workbook can be locked for configuration changes and used many times by various people.

EasyInput Workbook Preparation



EasyInput workbook can be prepared either by IT Specialist or by Business Users themselves.

EasyInput Workbook Use



SAP - Excel Integration  
(Data upload/ download)



# EASYINPUT WORKBOOK 1/3



- EasyInput Workbook is a special MS Excel workbook (based on EasyInput Workbook Template) that is recognized by EasyInput Add-in.
- EasyInput Workbook always contains following worksheets:

Worksheet	Usage	Description
EI_Logon	Runtime	SAP logging and connection information
EI_ScriptName	Configuration	General options for a given EasyInput Script
EI_Script_XX	Configuration	EasyInput Script details (where XX is GS for SAP GUI script, TR for transaction script, FM for function script and OD for OData script)
EI_Config	Configuration	General EasyInput Workbook settings
EI_Data	Runtime	Data that should be processed in SAP or xread from SAP

- EasyInput Workbook normally does not contain any macros
- When EasyInput Workbook is opened and recognized by EasyInput Add-in the EasyInput Ribbon Menu changes

# EASYINPUT WORKBOOK 2/3



- EasyInput Workbook contains one or more EasyInput Scripts
- EasyInput Script can be either:

Script type	Technology	Description
SAP GUI Script	Recording SAP GUI actions	Allows recording and later repeating any SAP GUI action
Transaction Script	Transaction calling with SAP batch input processing technology (BDC/CAT)	Allows recording and later repeating the recorded transaction from within MS Excel
Functional Script	RFC remote function module calls	Allows passing and receiving results from remote enabled SAP function modules (e.g. Business API function modules)
OData Script	Call to OData services	Allows passing and receiving results from SAP OData services (especially usefull for S/4 HANA systems)

- The end user works with EasyInput Workbooks
- The EasyInput Script developer works both with SAP GUI (to record a transaction or to choose a function module)

# EASYINPUT WORKBOOK 2/3



- Sometimes different people prepare the EasyInput Workbook (developer) and use it later (end user). As the EasyInput tool is quite user-friendly the business users should be also capable of preparing EI Workbooks for themselves.
- When the user's workbook is ready it can be repeatedly used to connect with an SAP system to upload/download data

**User's EasyInput Workbook**

PO Header		Purchasing Doc		Company Code	Document Type	Vendor	Purchasing Org	Purch. Group	Schedule	Material	Short Text	Schedule Order Unit	Plant
10	4500021154	1000	NB	1000	0001	001	010	50000000	Item	def1	M	0001	
12							020	50000000	Item	def2	M	0001	
15	4500021157	1000	NB	1000	0001	001	010	50000000	Item	def1	M	0001	
16							020	50000000	Item	def2	M	0001	

SAP - Excel Integration  
(Data upload/ download)





# EASYINPUT USE - PREPARATION

- Make sure, that the user used in EasyInput will have necessary authorizations on the SAP side (see information in User's Manual)
- Make sure, that necessary ports between workstation and SAP server are opened (33XX)
- Make sure that the SAP system has the required version (ECC 6.0 or later)
- Make sure that EasyInput is properly installed on the workstation (requires windows Vista or later Microsoft system, SAP GUI 7.30 with at least patch 8 and MS Excel 2007 or later)





# EASYINPUT TRIAL & FULL VERSIONS

- EasyInput has the trial version that can be tested free of charge. The trial version is fully functional, but has limited validity. When using the trial version once per session, the remainder stating that this is the trial version appears.
- EasyInput full version is provided with lifetime licenses for selected SAP systems. With the full version additionally the SAP transport request is provided that facilitates connection between SAP and EasyInput.
- EasyInput maintenance can be optionally acquired. Maintenance guarantees access to support tickets via EasyInput forum and access to newest EasyInput upgrades.



CONTACT

**KRZYSZTOF SIWIEC**

DIRECTOR OF DIGITAL TRANSFORMATION CENTER POLAND  
ALL FOR ONE POLAND

---

Phone : +48 61 827 70 00

Mail : [easyinput@all-for-one.com](mailto:easyinput@all-for-one.com)



DZIEKUJEMY

**MANY**

THANKS

[www.all-for-one.pl](http://www.all-for-one.pl)

# DISCLAIMER



The information contained in these documents is confidential and must not be disclosed without prior written permission from All for One Group SE. All texts, images and graphics are subject to copyright and other laws on the protection of intellectual property. All rights to these documents are reserved by All for One Group SE. All for One Group SE provides these documents without any obligation, guarantee or warranty, neither expressly nor implicitly. All for One Group SE assumes no responsibility for errors or inaccuracies in this document, unless such defects are based on intent or gross negligence. The contents of these documents are subject to change by All for One Group SE without notice. These documents are purely for informative purposes and must not be incorporated in a contract, used for trade purposes or transmitted to a third-party, unless they are designated for such use or with prior written permission from All for One Group SE.